

ÜBERSICHTSZEICHNUNG
ASSEMBLY DRAWING

WINORA



SINUS R8E / N8 / R5 / N5 / 9 (MY23)

SINUS R8E / N8 / R5 / N5 / 9 (MY23)

date: 28-02-2023

version: 01

page 1 / 8



ÜBERSICHTSZEICHNUNG
ASSEMBLY DRAWING

LAPIERRE



e-EXPLORER 4.5 / 5.5 / 6.5 LOW

HOW TO USE EXPLODED VIEW

BOM-ID	Description	Specification	Torque	QTY	Service Kit nr.
1	Counter sunk screw (Set)	IS2 - M3 x 8 mm	1 Nm	2	KHB00025  

“ You can click on the logo according to your part's supplier. It will take you to the purchase page. ”

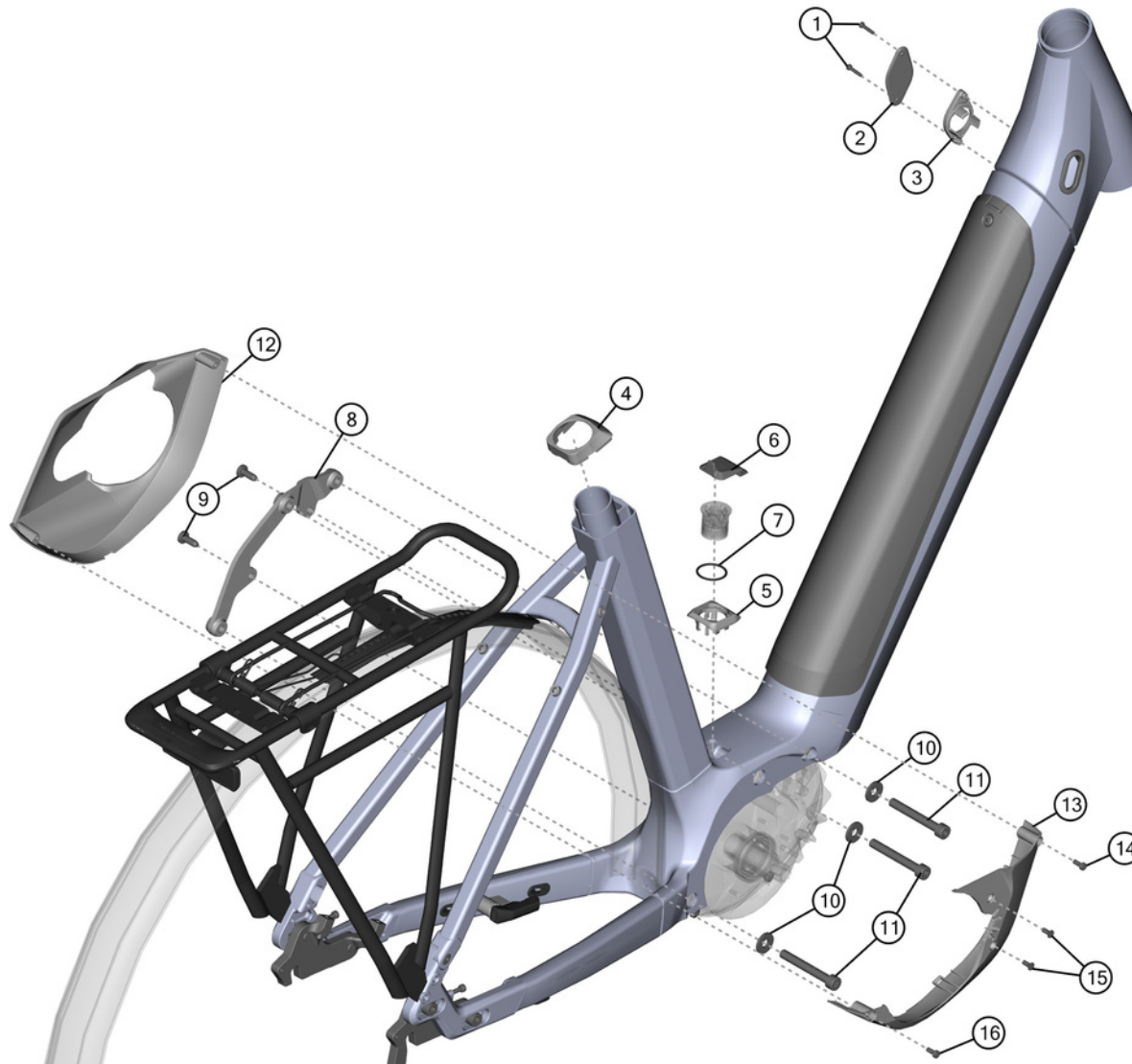


The screenshot shows a product page with a navigation menu at the top, a breadcrumb trail, and a product image of a cable inlet set. The product title is 'JEU DE SUPPORTS ENTRÉE DE CÂBLES MOTEUR YAMAHA E-BIKE HAIBIKE ALLTRACK GAUCHE/DROITE NOIR 2023'. The price is listed as 'Prix public € 9,99'. There is a 'Commander' button and a quantity selector set to '1'.

ÜBERSICHTSZEICHNUNG

ASSEMBLY DRAWING main frame

WINORA



Hinweis: Bei den Schrauben muss mittelfeste Gewindegewandung verwendet werden.
Rote Flächen müssen gefettet werden.

Note: use medium strength screw lock for screw threads.
red surfaces has to be greased.

SINUS R8E / N8 / R5 / N5 / 9 (MY23)

date: 28-02-2023































version: 01

page 2 / 8

ÜBERSICHTSZEICHNUNG

ASSEMBLY DRAWING main frame

WINORA

BOM-ID	Description	Specification	Torque			QTY
1	Self-tapping lens head screw	TX10 - M3 x 16 mm	1 Nm	KHB00075	 	2
2	Charge port blind cover			KHB00075	 	1
3	Charge port frame			KHB00075	 	1
4	Plastic cover seat tube			3060528023	 	1
5	Chargeport frame			KWI00025	 	1
6	Chargeport cover/rubber			KWI00025	 	1
7	O-ring charge port	Ø 24 x 2 mm		KHB00075	 	1
8	Motor mounting bracket			3050714109	 	1
9	Lens head screw	TX30 - M6 x 16 mm	9-11 Nm	Bosch 1270.016.426		2
10	Washer for motor mounting screws right	ø 8,5 x 12 x 1,1 mm		3060501992	 	3
11	Cylinder head screw (DIN 912)	IS6 - M8 x 60 mm	28-30 Nm	3050714108	 	3
12	Motor cover left			KWI00025	 	1
13	Motor cover right			KWI00025	 	1
14	Cylinder head screw (DIN 912)	IS3 - M4 x 30 mm	2 Nm	KWI00025	 	1
15	Counter sunk screw (DIN 7991)	IS2,5 - M4 x 10 mm	3 Nm	KWI00025	 	2
16	Cylinder head screw (DIN 912)	IS3 - M4 x 45 mm	2 Nm	KWI00025	 	1

SINUS R8E / N8 / R5 / N5 / 9 (MY23)

date: 28-02-2023

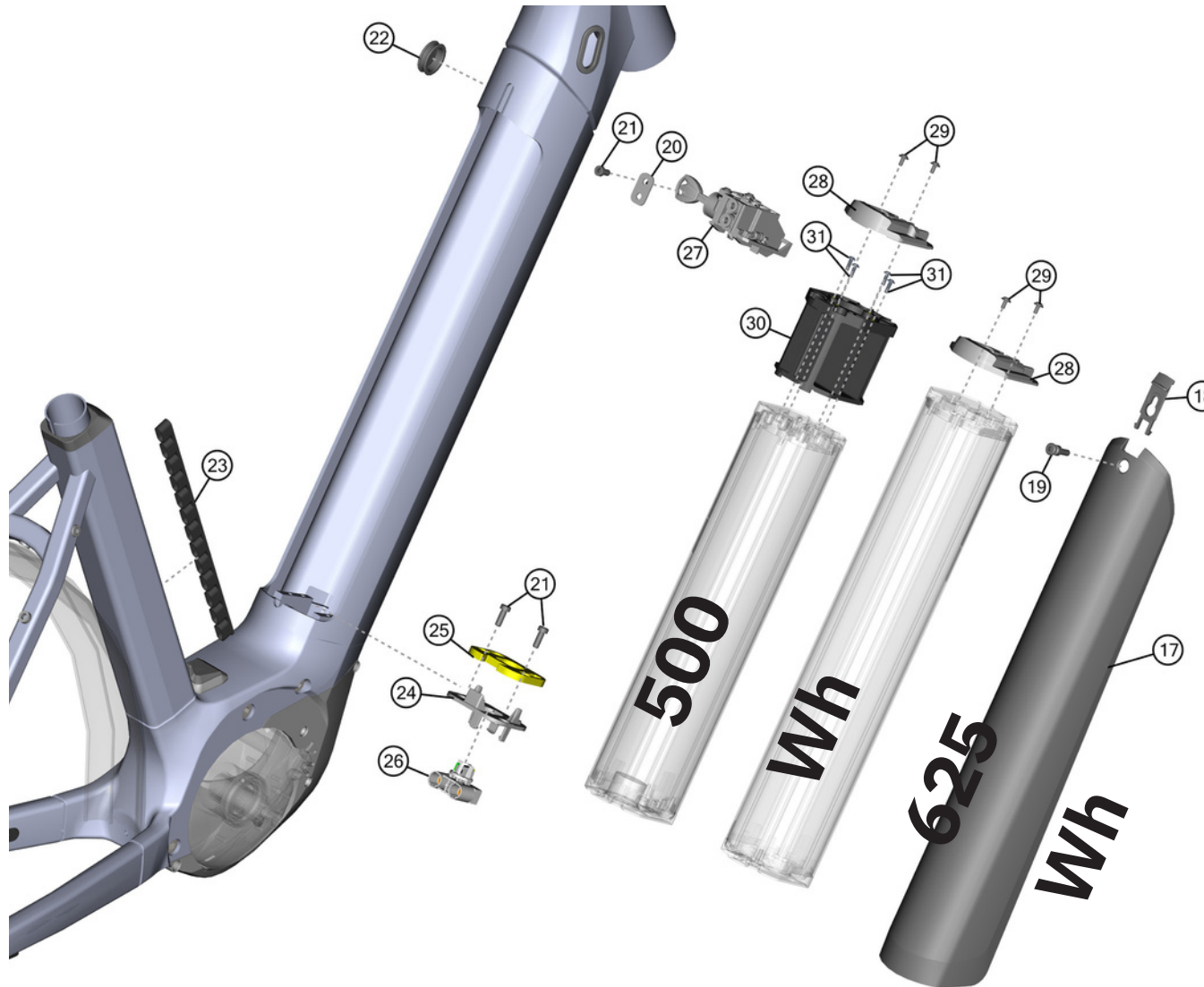
version: 01

page 3 / 8

ÜBERSICHTSZEICHNUNG

ASSEMBLY DRAWING battery mount

WINORA



Hinweis: Bei den Schrauben muss mittelfeste Gewindegewandung verwendet werden. Rote Flächen müssen gefettet werden.

Note: use medium strength screw lock for screw threads. red surfaces has to be greased.

SINUS R8E / N8 / R5 / N5 / 9 (MY23)

date: 28-02-2023





























version: 01

page 4 / 8

ÜBERSICHTSZEICHNUNG

ASSEMBLY DRAWING battery mount

WINORA

BOM-ID	Description	Specification	Torque			QTY
17	Battery cover for wave frame			KWI00026	 	1
18	Latch for battery cover			KWI00026	 	1
19	Special screw for battery cover	TX25 - M5 x 25 mm	3-4 Nm	KWI00026	 	1
20	Battery mounting plate			3060519008	 	1
21	Cylinder head screw	TX25 - M5 x 14 mm	3-4 Nm	KLP00062	 	3
22	Lock rubber ring			KHB00021	 	1
23	MRS rubber for seat tube			KHB00026	 	1
24	Cradle battery holder			KLP00062	 	1
25	Damper foil for cradle			KLP00062	 	1
26	Battery plug adapter			Bosch EB12.100.015		1
27	Battery lock module			KWI00027	 	1
28	Battery face plate			KWI00027	 	1
29	Lens head screw	TX15 - M3 x 7 mm	1 Nm	KWI00027	 	2
30	Battery Spacer (only for Sinus N8 & R8E)			KHB00076	 	1
31	Lens head screw (only for Sinus N8 & R8E)	IS2 - M3 x 10 mm	1 Nm	KHB00076	 	4

SINUS R8E / N8 / R5 / N5 / 9 (MY23)

date: 28-02-2023

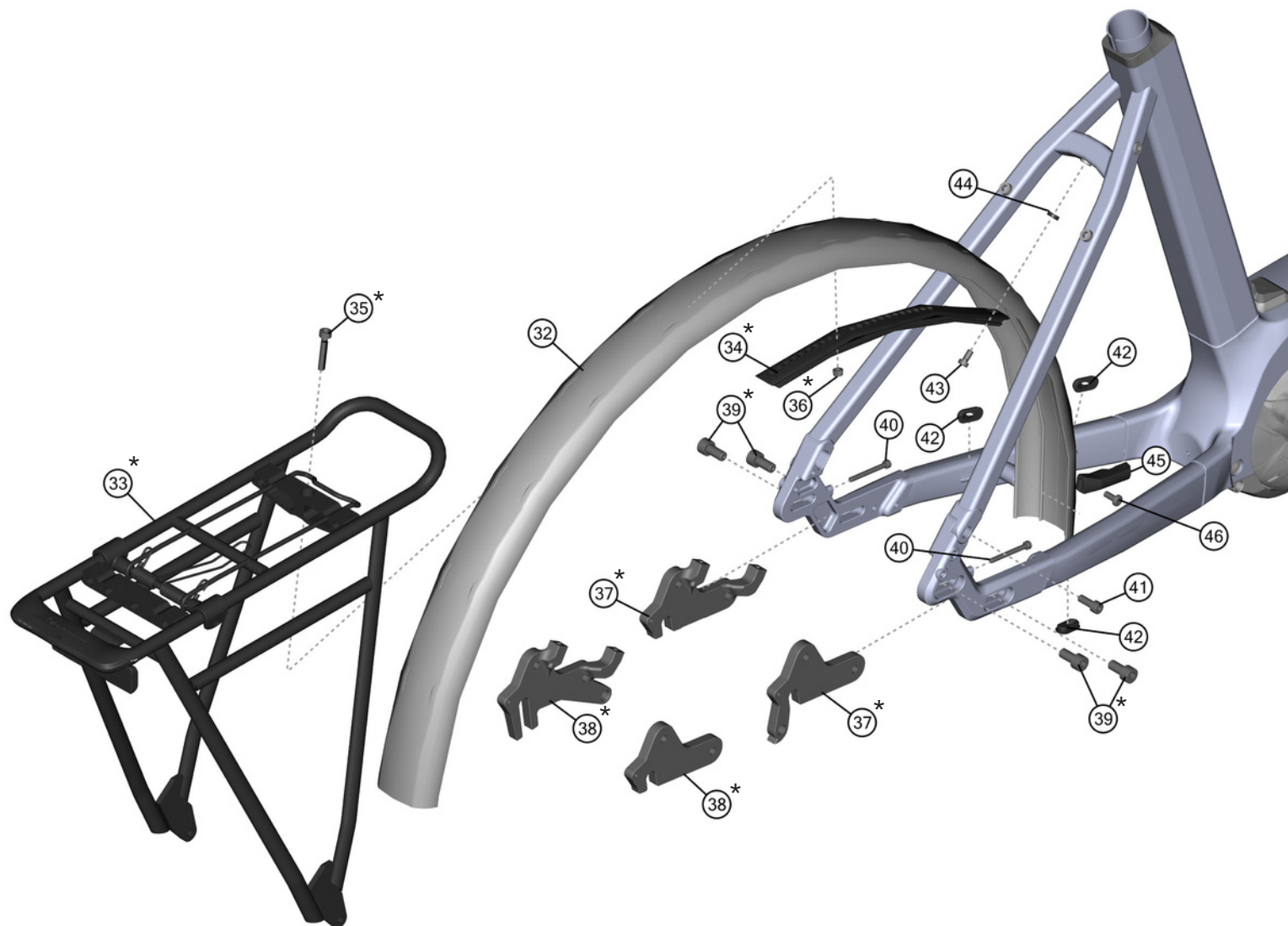
version: 01

page 5 / 8

ÜBERSICHTSZEICHNUNG

ASSEMBLY DRAWING rear frame

WINORA



Hinweis: Bei den Schrauben muss mittelfeste Gewindesicherung verwendet werden.
Rote Flächen müssen gefettet werden.

Note: use medium strength screw lock for screw threads.
red surfaces has to be greased.

SINUS R8E / N8 / R5 / N5 / 9 (MY23)

date: 28-02-2023



















version: 01

page 6 / 8

ÜBERSICHTSZEICHNUNG

ASSEMBLY DRAWING rear frame

WINORA

BOM-ID	Description	Specification	Torque		QTY
32	Fender front & rear 27,5" (Set)			KWI00029  	1
33*	Carrier Racktime 27,5" w/integrated light			3050717018  	1
34*	Bracket for carrier/fender mounting			3050717018  	1
35*	Cylinder head screw (DIN 912)	IS5 - M6 x 25 mm	8 Nm	3050717018  	1
36*	Nut (DIN 985)	M6		3050717018  	1
37*	Hanger right + left (derailleur shift)			2501170108  	1
38*	Hanger right + left (hub shift)			2501170104  	1
39*	Cylinderhead screw (DIN 912)	IS6 - M8 x 16 mm	26 Nm	Included with Hanger	4
40	Cylinderhead screw (DIN 912)	IS3 - M4 x 40 mm	3 Nm	Included with Hanger	2
41	Cylinderhead screw (DIN 912)	IS5 - M6 x 16 mm	11 Nm	Included with Hanger	1
42	Cable inlet			8901000128  	3
43	Cylinder head screw (DIN 912)	IS4 - M5 x 20 mm	4-6 Nm	-	1
44	Spacer	Ø 10 x 5,5 x 8 mm		-	1
45	Chainstay Adapter for speed sensor			3050710799  	1
46	Lens head screw	TX20 - M5 x 12 mm	3-4 Nm	Included in 45	1

SINUS R8E / N8 / R5 / N5 / 9 (MY23)

date: 28-02-2023

version: 01

page 7 / 8

ÜBERSICHTSZEICHNUNG

ASSEMBLY DRAWING

WINORA

FACT SHEET:	
SHOCK LENGTH:	-----
SHOCK HARDWARE TOP:	-----
SHOCK HARDWARE BOTTOM:	-----
HEADSET TOP:	ZS 44
HEADSET BOTTOM:	ZS 56
SEATPOST DIAMETER:	31,6 mm
CLAMP INNER DIAMETER:	34,9 mm
BOTTOM BRACKET:	-----
KICKSTAND:	direct mount
ISCG STANDARD:	-----
CARRIER MOUNT:	direct mount
FENDER COMPATIBLE:	YES

DROPPER SEATPOST INSTALLATION POSSIBLE:	YES
WATERBOTTLE MOUNT INSTALLATION POSSIBLE:	YES
MAXIMUM PERMISSIBLE TOTAL WEIGHT:	130 Kg (CAT. 2)
MAXIMUM TIRE SIZE:	55 - 584
WHEEL SIZE:	27.5" x 2.20"
QUICK RELEASE LENGTH:	178 mm
OVER-LOCKNUT DIMENSION (O.L.D.):	135 mm
FD CLAMP SIZE:	-----
FD TYPE:	-----
ENGINE:	BOSCH Smart System Performance Line
BATTERY:	BOSCH i625 Wh / i500 Wh
DISPLAY:	BOSCH Intuvia 100

SINUS R8E / N8 / R5 / N5 / 9 (MY23)

date: 28-02-2023

version: 01

page 8 / 8